



Foster Manual

Greyhound Adoption League *of* Texas incorporated



Greyt Athletes
Companions



Introduction

Thank you for taking the time to read our fostering manual. This manual and program is a work in progress, and we would love to hear your suggestions on how to make things work better for everyone.

We hope that you enjoy teaching your foster how to retire to a life as a loving, well-behaved family pet. A foster greyhound may enter your life for a few days, a few weeks, or even several months. Remember, "the gift is in the goodbye" - you are the bridge to your foster's new life. You sacrifice a bit of your heart and home to help these dogs, and while it can cause some tears, it creates joy as well.


There is a contact list included in this manual. This list will help you get in touch with key GALT representatives: the foster coordinators, the medical coordinators, and the adoption coordinators.

As foster parents, your main GALT contacts are the foster coordinators. They are always willing to answer questions, or put you in touch with the person who can answer them. The only stupid questions are the ones that you fail to ask! You will also be in contact with the adoption coordinators during the process of finding a forever home for your foster dog. Any medical care your foster dog needs will go through the medical coordinators.

For ease of writing, all greyhounds will be referred to as "he" "his" or "him" throughout the rest of this manual.

There are three types of foster dogs, you may have one or more of these types based on your availability to foster:

- Regular foster dogs are available for adoption and stay with you until they are adopted
- Injured Reserve (IR) foster dogs are not yet available for adoption since they are going through medical treatment - they do not attend events
- Temporary/Vacation fosters are with you for a short while and could be available or on IR



Fostering Guidelines

THE FOSTER IN YOUR HOME

Before your foster arrives, consider new-dog-proofing your home. Take food off the countertops, hide the trash can, close the toilet lids, put away treats and toys belonging to your own pets that might be high value to the new foster.

Your foster dog has arrived! Before anything else happens, take them into the yard or out for a short walk to give them a chance to eliminate. This will start them off on the right foot, and prevent any immediate accidents inside the home. If your foster is male, put a belly band on him upon entering your house. Some find it helpful to place a Poise pad or Kotex pad in the belly band to help catch any liquid and preserve the belly band.

If you have other pets, introductions are important. Remember - if you have cats, your foster may have passed a cat test, but not lived long term with cats yet. Please reference the Behavior/Training section for directions on introducing your foster to your other pets. Keep in mind that introductions to dogs, cats, and children need to be supervised by an adult at all times.

After the introductions, introduce your foster to your home - walk him around while on leash. Show him the water bowl. See the "Inside the House" section below for more suggestions.

The first day (and night) might be a little rough. Your foster may be panting, pacing, and generally anxious about being in a new place. Be patient with them and try to create a quiet environment for them to relax in - the crate or a dog bed in a quiet corner. Keep them in a crate or confined to the bedroom the first few nights - no nocturnal wanderings means no surprises to step in when you get up.

Please use the name that GALT gave your foster dog. Calling a foster dog by a different name can cause confusion with other GALT volunteers, the GALT vets, and potential adopters. With the help of a few treats, it is easy to teach a foster dog to respond to the name that GALT has given them if they don't already know it. A nickname or two is probably inevitable, but they should know their official name.

INSIDE THE HOUSE

It is quite possible that your new foster dog has never been inside a home before. Stairs, mirrors, glass doors, ceiling fans, TV – it's all new to him! Show him around on leash at first, correcting any inclinations to get up on the furniture or surf the counters. You may want to crate your new foster for an hour so they can observe the household in action. Encouragement may be needed to go up and down stairways.

When you unleash your foster, monitor them. This is easier if they only have access to a few rooms at first. If your foster is a boy, have him wear a belly band and watch for signs of marking. Take him to his potty area outside regularly and fairly frequently at first. See the Behavior/Training Section for tips on housebreaking. From puppyhood, to training, to track life, they have had a set schedule for turn-outs, feedings, and exercise. Your dog will do best when kept on a regular schedule.

Your foster dog must be kept indoors as a house pet. Greyhounds do not have enough hair or body fat to shield them from extreme temperatures. If you are uncomfortable outside whether it's hot or cold, then they are most likely uncomfortable as well. They should live indoors with you in a temperature-controlled environment.

OUTSIDE THE HOUSE

If you have a yard, the gates should be locked. Never let your dog off leash unless you know for certain that the area is completely fenced in and the gates are securely closed. The last thing any of us ever want is a loose greyhound!

When your foster dog is on leash, make sure it is looped around your wrist – hand strength is not enough if a greyhound decides to take off after an impudent squirrel or rabbit. For this same reason, children should not walk a foster dog.

If you have a pool, be aware that while most dogs are natural swimmers, some greyhounds are not very good swimmers and they cannot always pull themselves out of a pool. Leash walk your foster dog around the pool to familiarize him with it before you let him loose in the yard. Watch him closely around the pool.

Greyhounds can work up fairly good speed, even in a small yard. Look for small stumps or pipes that could break or dislocate a toe. Metal landscape edging can slice between toes. Bushes with sharp, broken branches at the Greyhound eye level can cause injury too. Check for poisonous plants - some of the more deadly plants and landscaping elements are:

Yew	Water hemlock	Rhododendron
Mistletoe	Milkweed	Oleander
English holly berries	Rattlebox	Foxglove
Philodendron	Corn Cockle	Castor bean
Jerusalem cherry	Jimson weed	Cocoa Mulch
Azaleas	Carolina Jasmine	Cyclamen

It is GALT policy that a foster dog may not be taken to a dog park at any time. Although greyhounds enjoy exercise, running is not a necessity. Walks and/or playing in the backyard can provide the same type of entertainment and fun. Problems can develop in an instant, and it is almost certain that you will not be able to control your foster dog by voice commands at a dog park. GALT cannot afford to be liable for an incident caused by or to a foster dog. Dog parks are also fertile ground for picking up intestinal parasites, fleas and ticks.

IN THE CAR

If you have an SUV, don't load and unload your foster from the back lift door unless you have attached the leash to a secure point in the vehicle. While the door is going up or down, the foster dog can get out!

Some dogs get car sick – please notify a medical coordinator if your foster dog constantly gets car sick so they can suggest potential solutions.

Make sure your dog has a chance to go potty before getting in the car, especially if you have been at an indoor location for a while.

Teach your dog how to ride politely in the car. Encourage them to lay down. Do not let them ride with the windows all the way down in the back – they might try to jump out.

SUPPLIES

GALT Provides

- Black Martingale collar and 4 ft leash
- Muzzle
- Belly band (for male dogs)
- Preventive medications (see the Medical Section)

Foster Family Provides

- Good quality dog food
- Fresh water
- Food & water bowls (preferably elevated)
- Crate (GALT can lend you one if needed)
- Water spray bottle (for training)
- Treats and toys
- Soft and comfy beds, blankets, and pillows
- Lots of love and affection!

GENERAL CARE

Food and Water

Provide access to fresh, clean water. Rinse out food & water bowls at least once a day.

Feed a high-quality, high-protein kibble (dry food). Chicken and rice or lamb and rice formulas are recommended. Look at the ingredients – the first two to

four ingredients should be an identified meat or meat meal. The food should not contain corn, wheat or by-products. Brands that are commonly used by other greyhound owners and foster families are:

- Natural Balance
- Nutro-Lamb & Rice
- Wellness
- Kirkland (available at Costco)
- Nature's Domain (available at Costco)
- Chicken Soup for the Dog Lover's Soul
- Purina One Pro Plan
- California Natural
- Innova

You may choose to mix canned food with dry kibble to add moisture. Also, you can add some water to help with digestion. We recommend feeding two meals a day. This will let you monitor your foster's intake and makes for more scheduled 'output.' Keep an eye on your foster dog's weight and eating habits and adjust the amount as necessary.

A typical greyhound eats about 3 to 4 cups of kibble daily depending on the food, the dog, and his activity level. A smaller female might be fine with 3 cups, while a larger male might need more than 4 cups. If you free feed your dogs and want to do the same with your foster, please consult a foster coordinator beforehand.

Do not overfeed your greyhound! Extra weight puts unnecessary and dangerous pressure on their joints and long legs. You should be able to see their last 2-3 ribs and the points of their hip bones.

Adding a small spoonful of plain yogurt can help reduce greyhound gas. Adding a small spoonful of canned 100% pure pumpkin can help with loose stools.

Do not feed your greyhound within an hour of strenuous exercise – it could lead to bloat, which is life-threatening. If he is panting heavily then he should not be eating until he is breathing normally.

Raised food bowls are highly recommended (10-14"). A plant stand with a lip can make an inexpensive bowl stand.

Do not feed your foster dog close to your own dog(s). They may be protective of their food bowls or not respectful of the bowls of others. Feed your foster in a separate area, or in his crate. Always supervise mealtimes. It is best to let him outside to relieve himself as soon as he's done eating.

Never give your dog these foods or drinks:

- Anything with Xylitol, an artificial sugar. Read the labels closely, some peanut butter and supplements contain this deadly chemical
- Chocolate – contains theobromine, which is poisonous to dogs
- Alcohol – thirsty dogs can drink fatal amounts quickly
- Bones – they can splinter or be swallowed whole and sharp ends can pierce the stomach or intestines – cooked chicken, pork, and fish bones are dangerous
- Food that could be spoiled
- Supplements – unless prescribed by the veterinarian or recommended/supplied by GALT
- Cat food – too high in protein and fats
- Caffeinated beverages
- Raisins, grapes, onions

Treats

When selecting treats, choose good quality basics such as Milk Bones and natural biscuits. Avoid treats that contain lots of dye and sugar. Bully sticks (American made), CET Chews, and dog biscuits are examples of good treats for a foster dog. Kongs stuffed with goodies like kibble mixed with canned food or with a topper of peanut butter are a good long-lasting treat in the crate. Treats are an excellent positive reinforcement. Always supervise or give long lasting treats/chews in a crate to make sure there are no issues between dogs.

If you need to take a treat or toy away from a foster, trade up for a higher-value treat or teach them “drop it” or “give it.”

Once your foster has learned to take a treat gently, you can have children give them treats, but please make sure the child does not ever try to take a treat or a toy away from a dog who is not trained to “drop it” or “give it.”

Grooming

Check your foster dog frequently for cuts, scrapes, fleas, and ticks. Do NOT use flea collars – they are not safe for greyhounds.

It is not unusual to have increased shedding and/or dandruff as well as increased water intake when dogs feel anxious and stressed. Remember increased water intake means increased urination. If your foster is having accidents at night, take away water access an hour before bedtime.

Keep your foster well groomed – bathe them, brush their teeth, clean their ears, and clip nails as needed. Foster checkpoint appointments are available certain Saturdays each month for you to take your foster to VCA Preston Park for a bath and nail trim. If you need further assistance with the nail trimming, please contact a foster or medical coordinator.

Brush often with a grooming mitt, glove, or Zoom Groom. Do not use wire-bristle brushes – these are too harsh for a greyhound's thin skin. Most dogs will enjoy the attention, and their coats will look much shinier and healthy.

Play

Teach your foster greyhound to play! This is something he may have never done. Greyhounds love soft stuffed animals, especially if they squeak.

Be sure to monitor play with other pets – do not leave them alone with toys or treats. Some dogs do not share toys well; you may discover your own dog or the foster displaying possessive behavior. Play between dogs should be stopped before it gets too rough, or if one dog is being a bully. Don't let fun escalate into a dog fight.

Inform a foster or medical coordinator if you observe any extreme possessive or destructive behavior.

Ingesting toys or other foreign objects can be life-threatening. If your foster is rough on the soft toys, please try the more durable ones like rope toys or rubber Kong or something along those lines. If your foster shreds and eats toys, it may be best to only allow play time with toys when you can monitor.

Help foster dogs learn the difference between children's toys and dog toys. Do not allow them to play with shoes, socks, towels, clothing, etc.

Sleeping

Do not crate your foster at night if possible. Allow him to sleep on a dog bed in an adult's bedroom. A new greyhound takes great comfort in being close to his foster parents. This gives him security and enhances bonding. Use a baby gate at your door if you do not close it. This will prevent him from wandering off and if he needs to go out you will know it.

“Let sleeping dogs lie” is a good rule to follow for everyone. At the kennel or race track, the only time a person could touch a sleeping greyhound was after he had made noise opening the crate or kennel door. They are not accustomed to being touched without warning when they are sleeping. Some greyhounds sleep with their eyes open – always say the dog's name to wake them before touching them. Make sure any children are aware that they should leave a sleeping dog alone, and never let a child enter a dog's crate.

Your foster dog should sleep or lounge on a dog bed or in their crate. Do not let him up on furniture or beds. This can create problems when they go to their adoptive homes.

ADMINISTRATIVE DETAILS

Ownership

All foster dogs are the sole property of the Greyhound Adoption League of Texas, Inc. and shall be returned to GALT upon request.

ID Tags

Make sure your foster dog wears his GALT-provided Martingale collar and GALT tag at all times.

Lost Fosters

Should your foster dog get loose, contact Susie McQuade at 214-676-3544 immediately! We will gather a group of people to help search for your foster.

The Racing Industry

As a foster family, you are a representative of GALT. Our focus is on greyhounds as pets. It is a GALT policy to remain neutral on the greyhound racing industry – we do not take a stand one way or the other. Remember the dogs we receive in our program come from the racing industry and we do not want to upset them with negative comments. You are entitled to your own opinion, but when representing GALT, please keep your comments neutral. Remember this when you are introducing your foster dog to the public. It helps to guide the conversation towards what we are currently doing to help the greyhounds and away from the racing question.

Insurance

If your foster inflicts injury to another dog or person on your property, the liability portion of your homeowner's insurance policy may cover you. You may want to check with your insurance company to find out how and when such protection is extended. Contact a GALT representative immediately if you have a problem. We encourage you to enjoy your foster dog and socialize him as you would your own dog.

GALT carries liability insurance for events such as Meet and Greets or community festivals.

As a foster family, it is your responsibility to keep ALL animals in your home safe, including your foster dog. Also, please remember that GALT is not responsible for:

- Damages to your home or possessions
- Illnesses contracted by your own pets while you are fostering a GALT greyhound

With a few common-sense precautions, you should be able to prevent any damages and illnesses. If your foster grey has a medical condition that requires some diligence on your part to keep your other pets healthy, you will be instructed accordingly.

Checking In

The foster and adoption coordinators need to be aware of how your foster dog is adjusting to life in a home. The foster coordinators will try to check in with you from time to time, but if you have issues or questions please contact them rather than waiting to hear from them. Don't assume that they know you're having problems – open communication is important.

Foster Checkpoint appointments are available each month on select Saturdays for foster baths and nail trims at VCA Preston Park Animal Hospital. These appointments help the medical coordinators keep an eye out for potential problems as well as helping you with grooming. We ask for you to take your foster

in every other month for a checkpoint. If you live farther than 45 minutes from the vet, there is an online checkpoint form that we ask you to fill out and send in with a current picture of your foster.

Checkpoint form: <http://galtx.org/help/foster-checkpoint.shtml>

Your foster grey's personality will slowly develop and bloom as they relax and grow accustomed to your home. Please notice his developing personality, likes and dislikes, and quirks. The adoption coordinators need this information to match him with a suitable family. Remember, it could take several weeks for a greyhound to show his true personality. This is also when he may begin to show behaviors you will want to correct (see the Behavior/Training Section).


The foster profile is a crucial link between the adopter and the dog. Foster parents should submit a profile on their foster dog after he settles in and you get a feel for his personality. Updates to the profile are encouraged if anything major changes. The adoption coordinators will use these profiles to try to match applicants with dogs. The profile includes a question for a write-up that will go on the foster dog's webpage – this is a great way to connect with potential adopters.

Profile form: <http://galtx.org/help/foster-profile.shtml>

Out of Town

If you are going to be away from home, notify a foster coordinator of the dates. They will find an alternate foster home for your foster dog while you are away. Please give at least 3-4 weeks notice to give them adequate time to place your foster. Placing your foster in an alternate foster home while you are away ensures that they are available to potential adopters, and are being cared for by someone familiar with GALT guidelines.

Do not leave town with your foster dog or leave your dog with a friend, neighbor, or dog-sitter without permission from a GALT representative. We need to know where the foster dogs are – they may need follow-up medical procedures or might need to meet a potential adopter on short notice. If a foster dog is left with someone who does not have a foster agreement with us, it exposes GALT to liability issues.



Meet & Greets/Adoptions

MEET & GREETS

It is essential that foster families attend Meet and Greet events with their foster dogs. This is the primary place where people can meet greyhounds and get information on them. We ask you to attend two meet & greets each month. Having your foster at these events gives prospective families the opportunity to start picturing them as part of their lives. Dogs that are seen at events are usually adopted out faster than those who do not attend.

The event coordinators are in charge of scheduling and tracking the meet & greet attendance. They in turn inform the adoption coordinators so they can direct potential adopters to the correct events. The event schedule sign-up will be emailed out monthly - please respond promptly to get your choice of venues. If you sign up for an event and are unable to attend, notify a foster coordinator as soon as possible. If you are unable to attend any events with your fosters for several months in a row, we may need to discuss switching you to an IR foster role.

If a potential adopter requests to see your foster dog, we will try to find an event you can both attend as soon as possible. If you cannot make it we will try to get someone else to transport your foster, or we will try to find a time and place mutually agreeable to introduce your foster to the potential adopter(s). If you have feedback after a potential adopter, please share it with an adoption coordinator.

Appearance

- Arrive on time
- Dress neatly, preferably with a GALT shirt and name tag
- Store bags or purses out of sight
- Keep the space neat and clean
- Don't block the aisles, walkways, or doorways
- Try to remain standing – it looks more approachable to people. If you need to sit for medical reasons, bring a chair instead of sitting on the floor.

Talking Points

- Smile and greet people
- Make sure someone is answering questions for each interested person
- If you are unsure how to answer a question, ask another GALT volunteer – don't guess

- Try to learn the names and ages of the other dogs at the event, and a few other facts if possible
- Always offer a brochure or a card to interested visitors
- GALT is neutral on the subject of greyhound racing – please remember that you are representing GALT at an event and do not express a personal opinion on racing
- Over-selling your foster dog or greyhounds in general is pushy and can scare off a potential adopter
- Please do not recommend the products or services of a competitor while attending an event in one of our sponsor locations
- Please do not recommend GALT dogs who are not yet available for adoption - IR dogs and boarded dogs are not ready for adoption
- Please do not promise a particular greyhound to an adopter - there are always several applications in work and you won't know which dogs may already be pending adoption to someone else
- Please do encourage people to submit an application online
- Be upbeat and positive about your foster dog and greyhounds – unfavorable comments made in a joking manner may not be taken in that light

Foster Dogs

- Only available dogs who have been altered and are not on injured reserve should attend events
- Make sure your foster dog is well groomed for the event
- Personal dogs should not be brought to Meet & Greet events without prior permission
- Foster dogs should always wear the standard black Martingale collar and leash at events
- Keep your foster on a short leash (2' or 4') – don't let them get tangled up with people or other dogs
- Monitor behavior very closely when children or small animals are around
- Monitor your foster's behavior with the other GALT greyhounds
- Watch for signs that indicate a potty break is needed and take your foster outside
- Clean up after your foster's potty breaks
- If you need a short break, get another GALT volunteer to hold your foster dog
- If you are standing close to pet store animals like kittens, ferrets, or birds and your foster is showing aggressive behavior, move away from that area - you may find it funny, but it can be alarming to other people

ADOPTIONS

Pre-Adoption

A successful adoption begins with a well-trained foster dog! Teaching your foster dog good house and leash manners will set him up for an easy transition to his forever home. Some of the most common reasons dogs are returned after adoption are house-training problems, separation anxiety, and inappropriate behaviors. Set your foster up for success by teaching them good habits and working on eliminating bad habits.

The GALT adoption coordinators work with each adoption applicant to match them with a greyhound that fits their household and lifestyle. It is important for you to keep the adoption and foster coordinators informed about the personality, behaviors, and health of your foster dog.

If someone inquires about your foster dog directly, encourage them to fill out an online application or to contact the adoption coordinator handling their application. You have no way of knowing if there are applications from people interested in your foster that might take precedence. Please do not assume your dog is available. The adoption coordinators are the only ones who really know what's going on with adoptions!

If you are interested in adopting your foster, please let an adoption or foster coordinator know as soon as you start thinking about that decision. Otherwise, the foster dog will be considered available for adoption by someone else.

The Adoption Process

When your foster dog is a potential match with an adopter, you will be contacted by an adoption coordinator. You might be asked to introduce your foster dog to an adopter at a meet & greet, at their home, in your home, or in another suitable location. If you do not feel comfortable with any of the arrangements, please let us know so we can make adjustments to the plans. Do not make arrangements to meet a potential adopter with your foster dog unless an adoption coordinator is involved and aware.

Approved applicants have gone through a screening process, including reference checks, a vet check, and a home check. We do not take placing your foster dog in an adoptive home lightly.

Introduce your foster to the prospective adopters and help them interact in a positive fashion. If there are other pets involved, make sure you know how to properly introduce a dog to a cat, small animal, or other dog before the meeting. Emphasize your foster dog's virtues, but be truthful about their idiosyncrasies. If the prospective adopter visits your home, please put your own pets in another area so they can focus on your foster dog.

Delivery

You are welcome and encouraged to take part in delivering your foster dog to his new home. A GALT adoption coordinator will go over the information in the

adoption packet with the new family. Make sure your foster is well groomed for his delivery. The actual delivery process can take 45 minutes or more – please budget enough time to answer all of the adopter's questions without rushing.

Your foster profile can be used to help share your foster's schedule and personality with his new family - please update it before the adoption if anything has changed since the last time you filled it out.

The GALT tag should be transferred to the new collar, and the new collar sized appropriately. Return the black foster collar and leash to a foster or adoption coordinator.


The adoption packet will contain the following:

- Muzzle
- Belly Band (males only)
- Premier Leash & Collar; red for girls and blue for boys
- Toothbrush and sample toothpaste
- Adoption Folder:
 - Tax Receipt for the adoption donation
 - Congratulations Page (includes the date of last heartworm and flea/tick preventative given)
 - Medical Summary – a summary of all medical procedures, tests, vaccinations and drugs administered while in GALT's care
 - Two Contracts – one for Greyhound Adopter, one for GALT (the one with the microchip form is GALT's copy)
 - Rabies tag and certificate
 - Microchip tag
 - Medical History which includes:
 - Bloodwork: CBC (complete blood count), heartworm test, Protatek tick borne disease panel
 - Fecal test for intestinal parasites
 - Related medical paperwork, additional medical test results if required, and sometimes blood typing
 - Records of veterinary services rendered
 - Pedigree and racing record from www.greyhound-data.com (if available)
 - Blue Slip to register pet ownership for NGA registered greyhounds (if available)
 - Copy of Registration with National Greyhound Association. (if available)
- GALT Brochures and other information
- Greyhound Guide by Claudia Presto
- Various informational articles on Greyhounds
- Various brochures, business cards, or freebies from vendors that support GALT

The Adoption Coordinator will place GALT's copy of the contract and the adoption fee in the envelope provided and mail to GALT as soon as possible.

Post-Adoption

You are encouraged to stay in contact with the family who adopts your foster greyhound and assist them with any transition problems that might occur. Inform a foster or adoption coordinator of any problems the new family may be experiencing. Also encourage the new family to become part of our volunteer group. Invite them to functions, and encourage them to participate in GALT activities.



Behavior / Training

TRAINING AND BEHAVIOR

Philosophy

- GALT advocates positive reinforcement based training methods. Clicker training is an excellent positive way to train your foster dog.
- Muzzles and crates are useful training tools – they are not cruel. They can be used to protect the dog or prevent unacceptable behavior until good habits are instilled.
- GALT does not advocate the use of physical discipline. Use firm verbal commands as well as eye contact and/or a squirt bottle of water.
- If you need any advice or assistance with training or behavior issues, contact a foster coordinator. They can offer help or put you in touch with a behavior specialist.

Housetraining

Greyhounds come from the track crate-trained, and the transition to housetraining is usually accomplished in a short time period.

- Never verbally correct a dog unless you catch him in the act of peeing or pooping; a dog is not able to connect your correction with a prior action, even if it's only a few minutes later. This may be the most important component of housetraining.
- When the dog "takes care of business" outside, praise profusely and/or offer treats.
- Keep your new foster on his leash initially so that close monitoring is easier. Let him outside each time he gets up. This is an easy way to monitor your foster if you are sitting still at a table or on the couch. If you are moving around the house and unable to watch closely, it might be better to keep your foster in his crate.
- Take the dog outside often at first (every two hours at least) to prevent indoor accidents.
- If you catch the dog in the act of peeing or pooping inside, correct the dog with a firm "NO!" and take him outside immediately. Wait outside for a little while to see if he finishes going – he may not go at all if he was nearly done or was marking.

- When you are not at home, confine the dog in a crate or to a familiar room where he feels comfortable.
- Supervise! Do not allow the grey to have free run of the house until you are sure that he is housetrained and non-destructive.
- If you have a dog door, train your foster dog to go outside to potty before allowing him to use the dog door freely. His adopter may not have a dog door.
- We provide washable belly bands for boy dogs – these can help eliminate indoor marking behavior with less risk to your furniture.

Dog Introductions

If you have other dogs in your home, you will need to manage the introduction of your new foster dog to your personal dog(s).

Dogs need to have the ability to move their bodies in order to use calming signals and proper body language to communicate with other dogs. When the dogs are held on a tight, restrictive leash, they are unable to move and use their own language with each other; this in itself can cause aggression. Dog to dog introductions should be done on long, loosely-held leashes so that the dogs feel no leash pressure from their handler. It is best to muzzle all the dogs during the initial meeting.

Walk the dogs side by side until they're settled, but not exhausted. Take the dogs to a neutral fenced in area. Walk the dogs past each other several times with a loose leash, then drop the leashes at the same time and continue moving with the dogs toward each other. Let the leashes drag, in case you do need to pick them up quickly.

If you believe either of the dogs is showing signs of aggression, pick up the leash and quietly, without correction, take them away from each other. Walk them around separately a bit more and try again in a few minutes. Sometimes it takes two to three meetings before the dogs begin to accept each other. Some dogs just don't like each other and it's not a good match, no matter how hard we try.

Signs of aggression or dominance:

- Head and tail held high and stiff
- Tail held high and wagging stiffly
- Raised hair along the spine
- Growling or snapping of the teeth
- Attempting to mount another dog

We strongly suggest that you do not leave the dogs alone unattended until they have earned that trust. Use your muzzles outside and inside as necessary.

If your foster is over-excited with the new house and new dogs, it might be best to crate them for a little while to give them a chance to settle down and observe the household.

Never allow your foster dog to run and play with small dogs unsupervised – play can turn to hunt in a flash and no small dog is fast enough to escape a determined greyhound.

Cat Introductions

If you have cats, we will give you a foster dog who has been tested with cats and found to be cat-trainable. That does not mean that they have lived with cats before, and they should not be considered fully cat safe until they have earned it. Some dogs have a good initial test, but then change their minds.

Introduce the foster dog to your cat indoors with the greyhound muzzled and leashed. Make sure you have a firm hold on the leash. Leave the cat on the floor. Walk toward the cat slowly. If the dog pulls or lunges, give a sharp tug on the leash and a firm “NO!” Correct the dog every time it shows interest in the cat. A spray bottle filled with water is helpful as well.

The second phase is removing the muzzle and keeping the dog on leash. If the dog is still behaving appropriately with the cats without the muzzle, you can put the muzzle back on and remove the leash while supervising closely.

Do not allow your foster dog to mingle freely and unsupervised with cats until you have observed consistent good behavior and interactions with the cats over several days. We strongly recommend continuing to keep the dog and cats separate while alone in the house using a crate or a baby gate.

Your foster might be comfortable with your cat inside, but seeing one outside is a different matter entirely. Never let your dog and cat share pet door access. Your foster dog and cat should never be outside together. No cat is fast enough to escape a determined greyhound. Just because your foster dog is comfortable with your cat does not mean he will automatically be safe with another cat indoors. Introduce him carefully to any new cat.

If you see any of the following signs in your foster dog while around your cats, separate the dog from the cats **immediately** and contact a foster coordinator:

- Teeth snapping or clicking with alert ears
- Fixed gaze or stare that cannot be broken
- Trembling or lunging

Leash Training

Take your foster dog for walks and teach him to stroll calmly on a leash. The exercise is good for both of you!

For dogs that pull excessively, shorten the leash or try a head halter (like Gentle Leader) or a no-pull training harness. If you have a question about what halters or harnesses are acceptable, please contact a foster coordinator. We may have a GALT halter or harness that you can borrow.

A harness can also be helpful with a skittish dog who might back out of his collar. Be patient with shy or skittish dogs. Give them a little time if they freeze up, and then encourage them to continue without dragging them down the block.

Crate Training

Dogs coming from the track are already crate trained. The crate is a valuable tool to use when slowly introducing your foster dog to life in a house. Many dogs consider their crate a safe place they can go if they're feeling overwhelmed. The crate should be a happy place for your dog where treats and food appear.

We strongly recommend that you crate your foster dog when you leave the house. Or confine him to one room with baby gates. Once your foster dog is accustomed to your household, the rules, and has been observed behaving appropriately with your other pets, then you could start to give them a little more freedom around the house. Start with short periods of time, and work up to longer absences. We encourage you to not completely abandon the use of the crate – your dog's adoptive home may want to utilize a crate.

If your dog barks excessively in the crate, or repeatedly tries to escape the crate, he may need training to overcome separation anxiety.

Undesirable Behaviors

You should train your foster dog to be a good house guest. They should not jump up on people, get on furniture, counter surf, chew on inappropriate material, or exhibit possessive behavior with food or toys.


Undesirable behavior should be corrected with a firm 'NO' and/or a squirt with a water bottle. Good behavior should be rewarded with praise and/or a treat. Rewarding good behavior is much easier for your foster dog to understand than negative words for bad behavior.

Storms

Most dogs react to thunder if it's loud enough. Some dogs are unsettled by any thunder. Monitor your foster dog's behavior for signs of anxiety (pacing, excessive panting, trembling). A foster or medical coordinator can provide suggestions to reduce anxiety during a storm. If they exhibit severe anxiety, we may need to work with the vet or a behavior specialist.

Behavior Help

If you need advice on behavior issues, a foster coordinator can provide advice or put you in touch with a behavior specialist.



Medical

MEDICAL

A foster parent is the only GALT representative that has daily contact with their foster dog. You are the primary line of defense when it comes to his safety and health. When it comes to any medical issues, we have knowledgeable medical coordinators to advise you and schedule any necessary vet visits – this helps us keep costs down so we can help as many greyhounds as possible. Of course, in a life-threatening emergency, seek help for your foster dog immediately and contact GALT as soon as you can.

Primary GALT Veterinarians in Dallas

VCA Preston Park Animal Hospital
18770 Preston Rd
Dallas TX 75252
972-985-0081

Jeffrey F. Ellis, DVM
Christy Soileau, DVM

Primary GALT Veterinarians in Albuquerque

Eubank Animal Hospital
1601 Eubank Blvd NE
Albuquerque, NM 87112
(505) 296-0715

Routine Medical Attention

If you think your foster dog needs medical attention, call a medical coordinator. They schedule visits to the primary GALT veterinarians and other authorized vets.

Since we are a nonprofit organization, we are not in a position to reimburse foster families for routine medical care provided by their personal vets if our authorized veterinarians could have provided that care.

If you are uncertain whether or not your dog may need medical attention, please ask!

Examples of medical conditions that may need veterinary attention:

- Broken tooth

- Minor lacerations
- Difficulty defecating or urinating
- Diarrhea or vomiting (more than one or two episodes)
- Lethargy
- Consistent limping
- Prolonged, excessive panting with no physical exertion
- Long episodes of coughing
- Not eating or drinking for 24 hours
- Sudden changes in behavior
- Signs of pain (crying, standing with an arched back, listlessness)
- Persistent scratching or chewing at spots on the body
- Skin rash
- Abnormal lumps or bumps that are painful, red or hot to the touch

Emergency Medical Attention

In the event of an emergency, seek veterinary care immediately. The dog's health and safety are first and foremost. If the dog can be transported to VCA Preston Park Animal Hospital or Eubank Animal Hospital without endangering his life or health, please do so. If this is not possible, obtain care by the best means available. If anesthesia is required, be sure the vet is familiar with greyhounds and anesthesia. (See the back of the Medical Section for detailed information on greyhound medical idiosyncrasies.)

Notify a medical and/or foster coordinator of emergencies as soon as possible. GALT will reimburse the foster parent for emergency care.

Examples of emergency conditions:

- Severe difficulty breathing with bluish or white gums or tongue
- Severe trauma (broken bone, heavy bleeding, eye injury, burns)
- Poison/toxin exposure
- Heat stroke
- Bloat
- Uncontrolled vomiting
- Choking
- Severe seizures
- Unconsciousness

At the Vet

Please remember that VCA Preston Park Animal Hospital, Eubank Animal Hospital and other authorized GALT vets provide services at a reduced cost and donate part of the services they provide. We pay less for the routine care, office visits, spay or neuter, dental cleaning, and heartworm testing for the dogs. We are very fortunate that they are so generous with their services.

With this in mind, please follow these procedures:

- Do not call the vet's office directly unless it is an emergency situation.
- When they ask for your foster, they will take him from you and you will likely wait for them in the lobby or pick them up later that day.

- In some cases you will not receive instructions or medications from the vet or staff. They will communicate any necessary information to a medical coordinator who will advise you either before you pick up the dog or later that day.
- Be patient and polite to everyone you encounter during a visit to the vet. We know this is common sense, but people get upset and sometimes forget.
- If you are dissatisfied with any treatment or situation that arises while you are visiting the vet, please remember that in this situation you are a representative of GALT. What you do or say reflects directly on GALT. Do not argue or make a scene. Instead, contact a medical and/or foster coordinator as soon as possible and describe the situation.

Monthly Preventative Care

You will receive your foster dog's monthly preventative medications (heartworm and flea/tick) near the first of each month. They will arrive via mail, or may be delivered to you at a GALT event. If you do not receive these in person or in the mail please let a medical coordinator know.

It's important to administer these medications on schedule so that there is no lapse in preventative coverage. The heartworm preventative will be either Interceptor Plus, an oral pill that dogs should eat like a treat; or Advantage Multi, a topical liquid applied to the skin between the shoulder blades. The flea/tick preventative is Nexgard, a chewable. Sometimes we get donations of flea/tick preventative in pill form that lasts more than one month. If you have any questions about the medications you receive or their application, please contact a medical coordinator.

Medication

The foster family will be asked to, when necessary, administer medication and follow veterinary instructions regarding the recovery and care of their foster greyhound.

If you are unclear on the instructions for the medication, please contact a medical coordinator. If you need advice on how to administer a medication please ask. Some dogs take pills easily, some need more encouragement.

GALT buys the more frequently used medications in bulk. If the vet prescribes any of the following for your foster dog these medications will be supplied by a medical coordinator:

- Cephalexin
- Metronidazole
- Rimadyl
- Doxycycline
- Drontal Plus
- Panacur Granules
- Clavamox
- Pyrantel Pamoate

Tapeworms

If you see little white segments in your foster dog's *fresh* stool or around his rectum, it is most likely that he has tapeworms. What you are seeing are segments of the tail containing egg sacs. They are not contagious and cannot be passed from one dog to another. They can only be contracted if the dog swallows an infected flea. If you see these signs, your foster dog will need to be treated.

Initial GALT Medical Care

All GALT dogs have their blood tested for heartworms immediately. We also do a CBC (complete blood count), fecal test, and Protatek tick panel test. In some cases, you may be asked to provide a follow-up fecal sample – a collection container will be provided to you.

Prior to being placed in a regular foster home, all GALT greyhounds receive routine vaccinations. These include DHPP, Bordetella and Rabies. They also receive vaccinations for Leptospirosis and Canine Flu followed by boosters after 3 weeks. They receive an initial worming with Drontal Plus.

The initial de-worming does not mean that your foster dog is free of intestinal parasites like hookworms - please assume that your new foster dog has parasites until you hear from a medical coordinator that we have obtained a clean fecal result. This means promptly picking up the poop in the yard.

In most cases the greyhounds will have been spayed/neutered and had their teeth cleaned prior to going into foster care. If you are asked to care for a foster that has not been spayed or neutered, please do not take them to public events like meet & greets. If an unspayed female foster goes into heat, please inform a medical coordinator. If you also have an unneutered male in your home we will need to move one of them.

Other medical procedures are performed as the dog's health allows and a medical coordinator will advise you of any procedures your foster dog may need as they are scheduled.

Post Spay/Neuter Care

If you receive a foster dog who has just been spayed or neutered, please follow these recovery guidelines:

1. Rest and relaxation are the keys to a speedy recovery. Give your foster a quiet place to rest.
2. No running or jumping for 10-14 days for a spay or 7-10 days for a neuter.
3. Check the incision area daily for swelling, redness, bruising, or bleeding. For males, make sure the scrotal area is flattening. If the sac appears swollen or full, contact a medical coordinator.
4. Do not let the dog chew or lick the stitches. Use the provided muzzle or an E-collar if necessary. Stitches are generally removed about 14 days after surgery unless dissolvable stitches were used.

Injured Reserve Dogs

If you are fostering a dog who is on the injured reserve list, they should not go to public events like meet & greets. They are in your care to recover from medical issues such as heartworm, tick borne diseases, broken legs, or other wounds. In many cases they will be on restricted activity levels, and will require medication. Please follow all instructions from the medical coordinators to ensure that your foster dog recovers as quickly and comfortably as possible. Injured Reserve dogs may not yet be spayed or neutered, and also may not have received all of their vaccinations.

Your Personal Pets

When you apply to be a foster home, GALT will do a vet check to make sure your personal pets are current on rabies and DHPP vaccinations as well as current on heartworm tests and preventatives. Your personal pets must be up to date in order for you to foster. We also strongly recommend that your dogs be current on lepto (yearly), k9 flu (yearly), and Bordetella, aka kennel cough (every 6 months). We try our best to ensure that dogs ready for foster homes are not contagious, but sometimes kennel cough shows up unexpectedly. Also, our Injured Reserve fosters may not have received all of their vaccinations yet, pending treatment. If you end up wanting to adopt your foster dog, you must pass a vet check at that point as well.

Quick Reference

DOs and DON'Ts

Fostering DOs	Fostering DON'Ts!
<ul style="list-style-type: none"> ● Do attend 2 Meet & Greets a month with your non-IR foster greyhound. ● Do have your foster wear the standard black Martingale collar (with GALT tag) and 4 ft black leash to Meet & Greets. ● Do keep a close eye on what your foster is doing at Meet & Greets, especially around children and small dogs. ● Be friendly, approachable, and knowledgeable at Meet & Greets. ● Encourage interested parties to apply online ● Give lots of love and affection to your foster. ● Keep your foster well groomed - bathe, clean ears, brush teeth, and clip nails as needed. ● Crate train your foster dog. GALT can lend you a crate if necessary. ● Provide a soft dog bed for your foster. ● Do write up a description of your foster for our web site. ● Make sure your foster puts on weight or loses weight as needed. ● Do teach your foster good house manners so that when he is adopted he will be well behaved. ● Do use positive reinforcement to train your dog. ● Do housetrain your foster dog. ● Contact GALT immediately if your foster gets loose or has a medical emergency. ● Teach your foster to walk well on a leash. ● Inform the GALT Foster Coordinator of any issues you are having with your foster so that you can get any assistance you need. ● Follow specific instructions for IR fosters; vet visits, meds, leash walk, keep quiet, etc... ● Know your foster's quirks such as - may startle when touched while asleep, may be food, toy, or space possessive, may be thunder phobic, etc. ● Have FUN with your foster dog! 	<ul style="list-style-type: none"> ● Don't sit on the floor at Meet & Greets (If you really need to sit at all, bring a chair) ● Don't bring an Injured Reserve or unaltered foster greyhound to a Meet & Greet! ● Don't answer questions unless you are sure of the answer ~ get assistance from another GALT person who can help you! ● Don't be too pushy trying to 'over-sell' your foster at Meet & Greets (you may scare people off)! ● Don't recommend non-available greyhounds to people at Meet & Greets. ● Don't bring your personal greyhound to a Meet & Greet unless you are specifically asked to do so! ● Don't have an opinion about greyhound racing when you are representing GALT. GALT is neutral on the subject. ● Never let your foster off leash in an unenclosed area. ● Don't leave town without notifying a foster coordinator – we need to arrange for a vacation foster home. ● Don't make vet appointments on your own for your foster. Set up all foster medical appointments through a medical coordinator. ● Don't allow your foster on your furniture. The foster dog does not care if your dog is allowed to. ● Never use physical discipline on your foster. ● Don't allow your foster to get overweight. You should be able to see their last 2-3 ribs and be able to feel the hip bones. ● Don't allow your foster to counter-surf, chew inappropriately, or jump on people. ● Don't unload your foster from the back lift gate of your vehicle unless you have secured them from jumping out. As the door is going up the foster can go OUT. ● Don't assume that GALT knows if you are having any issues with your foster. Contact a Foster Coordinator for assistance.

Greyhounds – Frequently Asked Questions

WHY DO GREYHOUNDS MAKE GOOD PETS?

Greyhounds are affectionate, friendly dogs that thrive on attention and human companionship. They've been bred to be fast, healthy, intelligent, and good tempered – they make terrific pets. Greyhounds have spent most of their lives in the company of other dogs, their trainers, and their handlers. The greyhounds' sociability makes them good with other pets and their calm temperament usually makes them tolerant of children. They are clean, quiet, and loving companions, and make intelligent house pets. Because they have very little body fat for insulation from heat and cold, greyhounds must be totally inside companion pets. Greyhounds are low maintenance pets when it comes to grooming due to their short, sleek coats. Many adopters who are allergic to other breeds report having no trouble with a greyhound in their home.

HOW OLD ARE RETIRED GREYHOUNDS?

Retired racers are usually between two and five years old. Occasionally the older brood matrons or stud greyhounds will be available for adoption, usually around the age of 8 to 10 years. The NGA rules require that a greyhound retire before he/she turns six.

WHAT IS THEIR LIFE EXPECTANCY?

These purebred athletes enjoy many years of good health. With proper care, they have a life expectancy of 12-14 years or more.

WHAT IS THEIR SIZE AND WEIGHT?

Most females stand 24 to 28 inches and weigh between 55 and 65 pounds. Most males stand 26 to 30 inches and weigh between 65 and 85 pounds. Although greyhounds are not small dogs, many folks say that they are very feline-like in the home, as they can fit into the smallest of spaces.

WHAT ARE THE DIFFERENT COLORS OF GREYHOUNDS?

Greyhounds come in a wide variety of colors, including brindle, red, fawn, black, white and a combination of these colors. Various shades of brindle and fawn are the most common. Grey, which is called blue by the breeders, is somewhat rare.

AT WHAT AGE DO GREYHOUNDS START RACING?

They start racing between 17 and 18 months old.

WHAT DO GREYHOUNDS' EAR TATTOOS MEAN?

The five digit number in the left ear is the NGA litter registration number. The right ear tattoo (2 or 3 numbers and a letter) is the birth month, birth year, and sequence within the litter when tattooed.

HOW FAST CAN A GREYHOUND RUN?

They have been clocked at 45 miles an hour on the straightaway.

HOW FAR CAN A GREYHOUND SEE?

They can see up to a half a mile.

ARE RETIRED GREYHOUNDS ALREADY HOUSED TRAINED?

Racing greyhounds are kennel trained, which means they are trained to go potty outside and keep their kennels clean. Take your greyhound outside frequently at first, and they'll quickly learn that their new home is their new "kennel." Greyhounds love a routine, as their lives at the kennel were very regimented. Housebreaking is usually easily accomplished by merely following a regular routine for potty breaks.

HOW MUCH EXERCISE DOES A GREYHOUND REQUIRE?

Greyhounds adapt well to the lifestyle of their owners. They need no more than a chance to play in a completely fenced yard and/or daily walks to keep them fit. Greyhounds do very well on a leash and make excellent jogging companions with proper conditioning. While having a fenced yard is ideal for both greyhounds and their owners, it is definitely not required. Many retired racers are happy living in apartments and condominiums provided they are taken out for daily walks.

ARE GREYHOUNDS GOOD WITH CHILDREN?

Greyhounds are non-aggressive and generally have a gentle temperament. They are tolerant of pet-educated children and will usually walk away rather than growl or snap if children become overbearing, unless they are lying down and do not have that option. Like any other dog, they have limits that children need to respect, especially the greyhound's personal space and when he/she is sleeping.

HOW ARE GREYHOUNDS WITH OTHER PETS?

Most greyhounds will get along with other dogs. They have been around other greyhounds from puppyhood to racing kennel and even into adoption, but cats and smaller dogs are unknown to them. About 40-60 percent of greyhounds are cat tolerant, and do just fine with cats inside the home. While GALT greyhounds are cat-tested and small-dog tested to ascertain their level of interest, this is not absolutely foolproof. It does, however, provide an indicator of how the greyhound will react to a cat or small dog. As with any new dog, you should take great care when introducing your greyhound to other pets. Never leave them alone together until you are sure there are no problems.

DO GREYHOUNDS SHED?

Because greyhounds have only one coat of short hair, and a light coat at that, they shed little. However, they do shed seasonally like most dogs. Greyhound shedding is easily controlled with brushing.

WHY DO GREYHOUNDS WEAR MUZZLES?

They wear muzzles while racing for two reasons: to help racing officials determine the outcome of a photo-finish race and to protect the greyhounds from injury (they have very thin skin) during the excitement of the chase.

WHAT IS THE COST OF OWNING A RETIRED RACING GREYHOUND?

The non-refundable adoption donation of \$350 (tax deductible) includes neuter/splay, all vaccinations (DHLPP, Bordetella, Rabies), a CBC (complete blood count with serum chemistry panel), a tick-borne disease panel, heartworm test, dental cleaning, a special greyhound collar, leash, muzzle, and adoption package. For greyhounds 7 to 9 years old, the donation is \$275. For greyhounds 10 years or older the donation is \$225. It is your responsibility after adoption to keep your greyhound current on all annual vaccinations as well as being diligent about dental care. It costs about \$1 a day to feed a greyhound.

WHY DO GREYHOUNDS NEED TO BE KEPT ON A LEASH?

A leash assures your greyhound protection from disasters. These dogs have been bred for 4000 years to do one thing – chase. That instinct is further reinforced in their track training. In addition, they can see clearly for up to a half mile, and their instinct keeps them alert in this regard. If they are not restrained, they risk getting hit by a car or mauled by another dog, and given their speed they can easily become lost or frightened.

Greyhounds are accustomed to walking on a leash and enjoy the exercise as well as the attention they receive from people who pass by. They must never be let off-leash in an unenclosed area. They are sight hounds – their instinct and training is to hunt by sight.

WHAT SHOULD I EXPECT IF I ADOPT A GREYHOUND?

Adopting a greyhound will give you a gentle, loving companion, who with a little time and patience will be a GREYT addition to your family. Greyhounds are very polite dogs, who are eager to please, delight in your attention, and prefer to be near you when you are home. Because everything in the home will be new – stairs, sliding glass doors, mirrors, hard surface floors, etc, some adjustment time is required. Expect him/her to be a bit confused and very curious at first but to learn very quickly. Greyhounds are sensitive animals and your tone of voice and a firm “NO” will quickly let them you how to behave around your home. A note about dental care: Racing dogs have a totally soft diet and so the tartar builds quickly. To maintain clean teeth, brush your dog's teeth at least twice weekly with special dog toothpaste and have annual dental check-ups performed by your veterinarian. Greyhounds do not make good watchdogs, as they bark very little and are usually as friendly with strangers as with their own family.

HOW ARE GREYHOUNDS TREATED IN A RACING ENVIRONMENT?

Individual racing kennels and dog owners determine how a dog is treated in a racing environment. A racing Greyhound can sell for several thousand dollars and thus, is considered a capital investment for business purposes. Because a racing kennel consists of between sixty and ninety dogs, the logistics of care and feeding dictate that the dogs do not receive the same “luxuries” a house pet would. The regulatory agency for Greyhound racing in the United States requires that dogs be treated humanely while in the care of a racing kennel. Operators found guilty of mistreating dogs or withholding basic necessities are subject to extreme penalties including a lifetime ban from owning or racing a Greyhound ever again.

WHAT HAPPENS TO A GREYHOUND AFTER RACING?

Many dogs that retire from racing are used as studs or brood matrons to produce another generation of greyhounds. Others are returned to their owners. The vast majority however, need forever lifetime homes. The greyhound adoption movement is an effort to fulfill that need. The challenge has always been to “equalize the numbers” in that all dogs leaving the racing environment have an option other than euthanasia.

WHAT DO YOU THINK ABOUT GREYHOUND RACING?

GALT takes a neutral stand on dog racing. GALT is a moderate group that works with race tracks and breeders.

AFTER A GREYHOUND HAS HAD A BROKEN LEG, IS HE/SHE MORE LIKELY TO HAVE TROUBLE WITH THE LEG OR BREAK IT AGAIN?

Once the injury is completely healed, there is little to no likelihood of that dog breaking the same leg (unless there is some other condition that causes the break). All older dogs have some arthritis and there may be arthritis at the break site.

WHAT MAKES A GREYHOUND STAY SO THIN?

Greyhounds have a fast metabolism and fewer fat cells than other dog breeds.

WHY DO SOME GREYHOUNDS HAVE BALD BUTTS?

The bottom line is that the cause of greyhound baldness is unknown. Some believe it is because they are hypothyroid, some believe it's because they're hyperthyroid. Some believe it is from lying in crates and on concrete. According to the canine dermatologist, it can be purely cosmetic like male pattern baldness. Melatonin has been recommended by the canine dermatologist as a possible remedy for greyhound baldness.

HOW CAN YOU TELL IF A PARTICULAR GREYHOUND WILL BE A GOOD SINGLE PET?

There is really no way for us to know if a particular greyhound will do well as a single pet. Since the greyhounds have been with other dogs for all of their lives, we have little to base an opinion on. Sometimes the dog's first night in his forever home is his first night without another dog – ever. A greyhound might take a little longer to adjust to being a single pet than other dogs. We frequently do not want to adopt an extremely shy dog as a single pet because the shy ones feel more secure around other dogs. A shy dog is usually afraid of people, not other dogs.

HOW CAN YOU GIVE UP A FOSTER DOG?

It is very difficult because you become attached to a foster dog very quickly (sometimes in under an hour!). But we have to tell ourselves "This is not my dog. I'm only keeping it for a while for someone else." When we feel the excitement from a new adopter, and know our foster greyhound is going to a loving home, that makes it bearable. It also helps when a foster parent delivers the dog to his/her new home because it completes the circle. A foster parent takes on a "green" dog, teaches him how to live in a home, and then delivers him to that new home to begin a new adventure. Then it's time for the next foster!

Fostering – Frequently Asked Questions

WHAT IS FOSTERING?

Ex-racing greyhounds have most likely never been inside a home before. Your job as a foster parent is to take them into your home, treat them with love, and train them to be a well-behaved house pet. They might come into your lives for a few weeks, or a few months, but watching their personalities bloom is a rich reward. Knowing that they'll be successful in their new forever home because of your efforts makes it easier to let them go when it's time.

WHAT SUPPLIES DOES GALT PROVIDE FOR MY FOSTER DOG?

GALT will supply a black Martingale collar, black 4' leash, GALT ID tag, muzzle, belly band (for male dogs), monthly heartworm preventative, and monthly flea/tick preventative. A GALT crate will be available to borrow if you need one. If you need help with the food for your foster, that can also be arranged.

WHAT SUPPLIES DO I NEED TO PROVIDE FOR MY FOSTER DOG?

You will need to provide soft dog bedding, food and clean water, a crate, treats, toys, elevated bowls, and most importantly lots of love and affection.

HOW WILL MY FOSTER GO ABOUT GETTING ADOPTED?

The adoption coordinators work hard to match potential adopters with an available greyhound. As a foster parent, you are an integral part of that process in several ways. First, by getting your foster out to meet & greet events so people can be introduced to him. Second, by keeping the foster and adoption coordinator informed about your foster's personality and habits so a good match can be made. Third, by writing up a description of your foster for the website, which is heavily used as a resource by potential adopters.

WHAT IF I DECIDE I WANT TO ADOPT MY FOSTER DOG?

That's a wonderful decision to make! If you decide you'd like to make a foster dog a permanent member of your family, contact a foster or adoption coordinator and put in an adoption application, which can be found on the GALT website. "Failing fostering" is a grey way to add to your family – it's a success!

WHAT SHOULD I DO IF MY FOSTER NEEDS MEDICAL ATTENTION?

If your foster needs emergency medical attention for a life-threatening situation, seek medical attention for him at the nearest emergency clinic immediately and contact us when you can. Otherwise, contact a medical coordinator so they can give you medical advice or set up a vet appointment if necessary. GALT uses a certain set of vets for care because they are kind enough to donate or discount their services for us – helping keep our costs down lets us help more greyhounds.

CAN I TAKE MY FOSTER DOG TO A DOG PARK?

Dog parks can be a dangerous environment. It is GALT policy that a foster dog should not be taken to a dog park. We cannot afford to be liable if a foster dog is involved in an incident. Dog parks are also fertile grounds for picking up intestinal parasites, fleas, or ticks. A romp in the back yard or a daily walk is enough exercise for a greyhound, believe it or not! They are retired and do not need serious running to stay happy and healthy.

WHAT DOES IT MEAN THAT A DOG IS ON INJURED RESERVE?

Some greyhounds need a little extra recuperation time. Some of them come from the track with a broken leg or other injuries. Others have tick-borne diseases or heartworm. These dogs need some TLC and time to get well. They might be on restricted activity, need frequent vet visits, or special medications. Injured reserve dogs do not attend meet & greet events. They may not be spayed/neutered yet, and may not have all of their vaccinations yet. They are not considered available for adoption until they have recovered.

WHAT SHOULD I FEED MY FOSTER DOG?

Providing lots of fresh, clean water and a good-quality, high-protein dry food (kibble) is an important part of caring for your foster dog. Good foods will have a meat or meat product as at least two of the first four ingredients. The ingredients should not include corn, wheat, or by-products. Adding a little water to the kibble just before you serve it helps it go down easier. You could also mix in a little canned food in to provide moisture or a little extra incentive for picky eaters. Adding a spoonful of plain yogurt can help with gas sometimes, and a spoonful of pure pumpkin can be a good remedy if your foster is suffering from loose stools. Some good brands: Wellness, Natural Balance, Kirkland (from Costco), or Chicken Soup for the Dog Lover's Soul.

HOW SHOULD I FEED MY FOSTER DOG?

We recommend two meals a day. Feeding your foster in a crate is also recommended. If you feed outside of the crate, please monitor them closely. We do not recommend free-feeding as it's difficult to ensure that they maintain a proper weight. Dogs new to a home situation may also be initially food protective, which can be dangerous in a free-feeding situation with more than one dog.

SHOULD MY FOSTER BE THIS SKINNY?

Greyhounds have a slender build and fast metabolisms. You should be able to see the last 2 or 3 ribs and feel the points of the hip bones. Being overweight causes health issues. A typical greyhound should eat 3 to 4 cups of food a day, depending on their size and activity level. Your foster might need to gain or lose weight when you first get them – be observant and raise/lower their food amount as necessary. Remember treats count too when it comes to calories.

DO I REALLY NEED TO USE A CRATE?

A crate gives a foster dog a place to call their own. For some it is a haven – a place they can go to feel comfortable and safe. Retired racers are used to a kennel environment. A crate is also a useful way to separate dogs when necessary. We recommend using a crate when your foster dog will be home alone. Crate training for your foster keeps all your pets safe when you're out of the house, and keeps him out of trouble until he learns to be a polite house guest. Your foster does not need to sleep in the crate at night – sleeping in your bedroom on a dog bed will help him bond and also make it easy for you to tell if he's restless at night.

WHY DO YOU SUPPLY A MUZZLE?

Greyhounds are used to wearing muzzles during turn-outs and races. A muzzle is a useful tool for keeping your foster and other greyhounds out of trouble when they're zooming around the yard, or learning how to behave in the house. They can still drink water while they're wearing a muzzle. Putting a muzzle on your foster greyhound is not a cruel act – it's preventing trouble and setting him up for success. If you have more than one dog in the house, please remember that if one is muzzled, all should be muzzled.

WHAT'S A BELLY BAND?

Think of a belly band as a little diaper for male dogs. Some male dogs will want to mark in the house, and a belly band will help prevent damage to your furniture and belongings until they have learned that your house is their home and they should only mark outside the house.

WHAT DO I NEED TO TEACH MY FOSTER?

Your foster dog will need to learn new skills since a new foster has likely never been in a house before. They will need to master house-training, learn not to counter-surf, understand what they can and can't chew on, and obey the no-furniture rule. They also need to be able to walk calmly on a leash, and know how to behave when left home alone.

WHAT IF I NEED TO LEAVE TOWN FOR A TRIP?

If you're going to be away from home, please notify a foster coordinator. Three to four weeks notice is appreciated if possible. We will need to arrange for your foster to stay at another foster home during your absence. Please do not leave your foster with a dog-sitter, friend, or neighbor without getting prior approval from a coordinator. We need to know where your foster is in case they need to meet a potential adopter.

I DON'T LIKE MY FOSTER'S NAME, CAN I CALL HIM FIDO?

GALT owns your foster dog, and has given him a name. This is the name used to identify him on the website, in our files, at the vet, and when talking to potential adopters. Your foster needs to learn to respond to the name he has been given. Feel free to add a few nicknames, but make sure he knows his GALT name and use that name when communicating with the coordinators or potential adopters. Anything else causes confusion.

WHAT SHOULD I DO TO CORRECT BAD BEHAVIOR?

GALT advocates positive reinforcement based training. You should never physically discipline your foster dog. A firm "NO", eye contact, and/or a squirt-bottle of water should be enough to deter these sensitive dogs. If you need advice on a specific problem, let us know so we can provide it or put you in contact with a behavior specialist.

WHAT ARE SOME RECOMMENDED BOOKS ON GREYHOUNDS OR DOG TRAINING?

There are a host of good books out there. We especially recommend *Adopting the Racing Greyhound* by Cynthia Brannigan and *Retired Racing Greyhounds for Dummies* by Lee Livingood. Non-greyhound specific books: *Getting Started: Clicker Training for Dogs* by Karen Pryor, *Canine Body Language* by Brenda Aloff, and *Family Friendly Dog Training* by Patricia McConnell.

Contacts

Foster Coordinator

- Julie Waller ~ 214-762-1736 ~ jwaller@galtx.org

Contact a foster coordinator if:

- You need to give an update on how your foster is progressing
- You plan on going out of town
- You are having behavior issues with your foster
- You are thinking about adopting your foster
- You have any fostering questions at all!

Meet & Greet Coordinator

- Anne-Marie Cariotis ~ 972-841-4047 ~ amcariotis@galtx.org

Contact a meet & greet coordinator if:

- Your meet & greet plans change

Adoption Coordinators

- Meg Clark ~ mclark@galtx.org
- Susan Winton ~ swinton@galtx.org
- Stephanie Gaudet ~ sgaudet@galtx.org
- Diane Howell ~ dhowell@galtx.org

Contact an adoption coordinator if:

- An approved adopter would like to make plans to meet your foster
- You have met with an approved adopter about your foster
- You have any questions about your role in the adoption process!

Medical Coordinators

- Susie McQuade ~ 214-676-3544 ~ Smcquade@galtx.org
- Jennifer Vilches ~ 214-704-5252 ~ jvilches@galtx.org
- Terri Beth Kaluzny ~ 214-532-6540 ~ tbkaluzny@galtx.org

Contact a medical coordinator if:

- Your foster needs medical attention of any kind
- Your foster has drastic changes to their eating, sleeping, or eliminating habits
- You do not receive the monthly heartworm and flea & tick medication for your foster within the first week of the month

**IF YOUR FOSTER SLIPS OUT OF YOUR HOUSE OR YARD,
CALL SUSIE MCQUADE IMMEDIATELY!**